

BARTLETT

NAME _____

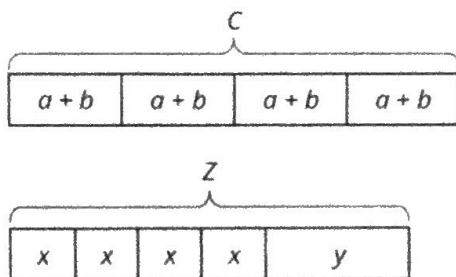
DATE _____

PERIOD _____

Unit 6, Lesson 2: Reasoning about Contexts with Tape Diagrams (Part 1)

Let's use tape diagrams to make sense of different kinds of stories.

2.1: Remembering Tape Diagrams



1. What do you notice? What do you wonder?

N
 - 2 diagrams of rectangles
 - diff labels - DI no. 4 (ans)
 - c is on top
 same length

W
 - What do they represent?
 - what do the pieces represent?
 - Are the squares with same letters/variables the same size? value?

2. What are some possible values for a, b, and c in the first diagram?

For x, y, and z in the second diagram? How did you decide on those values?

e.g. D1
 if $a = 1$ $b = 4$ $c = (1+4) \cdot 4 = 20$

D2
 $x = 2$ $y = 1$ $z = 4 \cdot 2 + 1 = 9$

3.1: Find Equivalent Expressions

Select all the expressions that are equivalent to $7(2 - 3n)$. Explain how you know each expression you select is equivalent.
 • testing values • distributive property

- 1. $9 - 10n$
- 2. $14 - 3n$
- 3. $14 - 21n$
- 4. $(2 - 3n) \cdot 7$
- 5. $7 \cdot 2 \cdot (-3n)$

Distribution $7 \cdot (2 - 3n) = 7 \cdot (2) - 7 \cdot 3n$
 \downarrow
 $14 - 21n$
 Multiplication is commutative.

e.g. $n = 0$

NAME

DATE

PERIOD

B. miss


2.2: Every Picture Tells a Story

I. why does the diagram represent the story?
 II. what are the unknown values in the story?

Here are three stories with a diagram that represents it. With your group, decide who will go first. That person explains why the diagram represents the story. Work together to find any unknown amounts in the story. Then, switch roles for the second diagram and switch again for the third.

1. Mai made 50 flyers for five volunteers in her club to hang up around school. She gave 5 flyers to the first volunteer, 18 flyers to the second volunteer, and divided the remaining flyers equally among the three remaining volunteers.

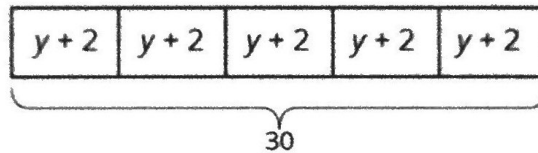
Q Where are the "remaining flyers"?



$x = 9$
 $3x = 27$

2. To thank her five volunteers, Mai gave each of them the same number of stickers. Then she gave them each two more stickers. Altogether, she gave them a total of 30 stickers.

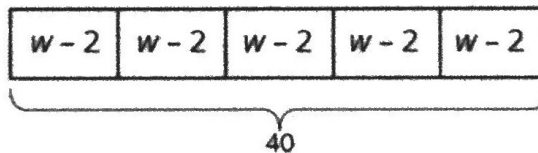
Q where are the 5 volunteers?



$y + 2 = 6$
 $y = 4$

3. Mai distributed another group of flyers equally among the five volunteers. Then she remembered that she needed some flyers to give to teachers, so she took 2 flyers from each volunteer. Then, the volunteers had a total of 40 flyers to hang up.

Qs
 - where are these equal parts in the diagrams? How do you know they are equal?



$w - 2 = 8$
 $w = 10$

original total was 50 flyers

$5w = 50$

NAME

DATE

PERIOD

10 mins

Need to decide which quantity to represent the variable & choose a letter
 m.openup.org/17-6-2-3


2.3: Every Story Needs a Picture

Here are three more stories. Draw a tape diagram to represent each story. Then describe how you would find any unknown amounts in the stories.

Have each student draw all 3 & share w/ groups.

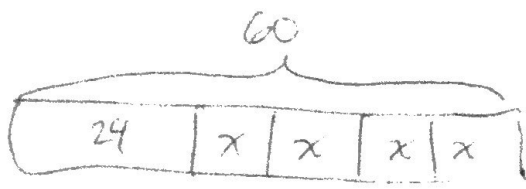


- Noah and his sister are making gift bags for a birthday party. Noah puts 3 pencil erasers in each bag. His sister puts x stickers in each bag. After filling 4 bags, they have used a total of 44 items.



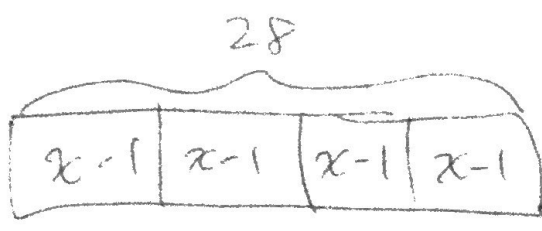
$4x = 44$
 $x + 3 = 11$

- Noah's family also wants to blow up a total of 60 balloons for the party. Yesterday they blew up 24 balloons. Today they want to split the remaining balloons equally between four family members.



$x = 9$
 balloons to be blown up today = 36

- Noah's family bought some fruit bars to put in the gift bags. They bought one box each of four flavors: apple, strawberry, blueberry, and peach. The boxes all had the same number of bars. Noah wanted to taste the flavors and ate one bar from each box. There were 28 bars left for the gift bags.



$x - 1 = 7$
 $x = 8$
 original total = 32

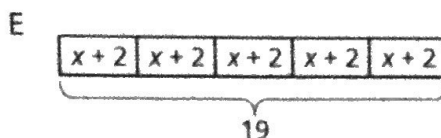
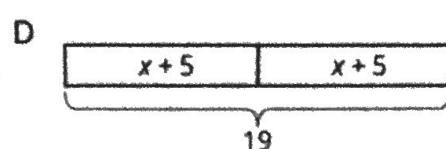
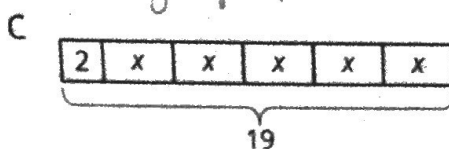
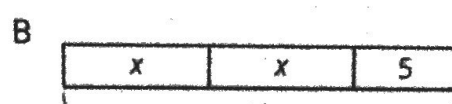

Q: Disagreements? How resolved?

Q: How did you decide which unknown quantity was the variable?

10 min
2: Matching Equations to Tape Diagrams

Work w/ partner to sort & categorize - Explain why

multiply by
 2 5
 A, C,
 D E



parentheses / no parentheses
 A, B, C, D, E

two groups of $x + 5$

1. Match each equation to one of the tape diagrams. Be prepared to explain how the equation matches the diagram.

2. Sort the equations into categories of your choosing. Explain the criteria for each category.

Speed
 time to
 show
 A & B

- $2x + 5 = 19$ B or A
- $2 + 5x = 19$ C
- $2(x + 5) = 19$ D
- $5(x + 2) = 19$ E
- $19 = 5 + 2x$ A or B

- parentheses
- total on L or R of =
- multiply by 2 vs. has 5

- $(x + 5) \cdot 2 = 19$ D
- $19 = (x + 2) \cdot 5$ E
- $19 \div 2 = x + 5$ D
- $19 - 2 = 5x$ C

How categorized?

5 min.

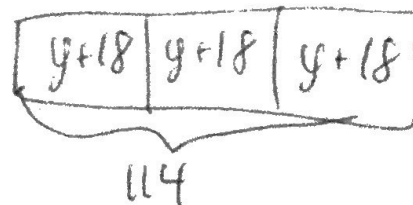

3.3: Drawing Tape Diagrams to Represent Equations

m.openup.org/1/7-6-3-3

- $114 = 3x + 18$
- $114 = 3(y + 18)$



1. Draw a tape diagram to match each equation.



$x = 32$ $y = 20$

2. Use any method to find values for x and y that make the equations true.

Q: How do tape diagrams represent equations?

NAME _____

DATE _____

PERIOD _____

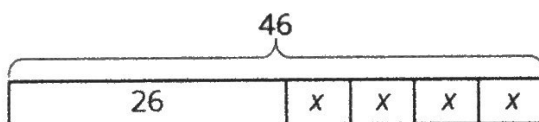
Are you ready for more?

Design a tiling that uses a repeating pattern consisting of 2 kinds of shapes (e.g., 1 hexagon with 3 triangles forming a triangle). How many times did you repeat the pattern in your picture? How many individual shapes did you use?

Lesson 2 Summary

Tape diagrams are useful for representing how quantities are related and can help us answer questions about a situation.

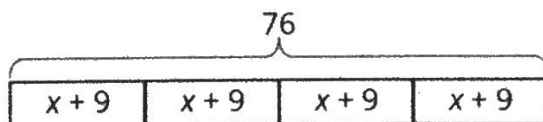
Suppose a school receives 46 copies of a popular book. The library takes 26 copies and the remainder are split evenly among 4 teachers. How many books does each teacher receive? This situation involves 4 equal parts and one other part. We can represent the situation with a rectangle labeled 26 (books given to the library) along with 4 equal-sized parts (books split among 4 teachers). We label the total, 46, to show how many the rectangle represents in all. We use a letter to show the unknown amount, which represents the number of books each teacher receives. Using the same letter, x , means that the same number is represented four times.



Some situations have parts that are all equal, but each part has been increased from an original amount:

A company manufactures a special type of sensor, and packs them in boxes of 4 for shipment. Then a new design increases the weight of each sensor by 9 grams. The new package of 4 sensors weighs 76 grams. How much did each sensor weigh originally?

We can describe this situation with a rectangle representing a total of 76 split into 4 equal parts. Each part shows that the new weight, $x + 9$, is 9 more than the original weight, x .



Tape Diagrams - indicate a total amount (same size)
 - have pieces that represent some amount of different amount
 - pieces labeled with amount/variables
 (different sizes)

NAME _____

DATE _____

PERIOD _____

Lesson 3 Summary

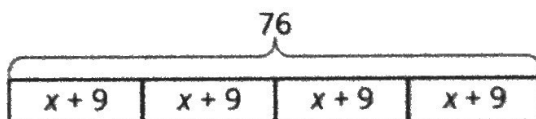
We have seen how tape diagrams represent relationships between quantities. Because of the meaning and properties of addition and multiplication, more than one equation can often be used to represent a single tape diagram.

Let's take a look at two tape diagrams.



We can describe this diagram with several different equations. Here are some of them:

- $26 + 4x = 46$, because the parts add up to the whole.
- $4x + 26 = 46$, because addition is commutative.
- $46 = 4x + 26$, because if two quantities are equal, it doesn't matter how we arrange them around the equal sign.
- $4x = 46 - 26$, because one part (the part made up of 4 x 's) is the difference between the whole and the other part.



For this diagram:

- $4(x + 9) = 76$, because multiplication means having multiple groups of the same size.
- $(x + 9) \cdot 4 = 76$, because multiplication is commutative.
- $76 \div 4 = x + 9$, because division tells us the size of each equal part.